

Request For Quote
Shoreline Shutters LC
 105 Sebastian Industrial Place #8
 Sebastian, FL 32958

Fax Request to: 772.581.9092

Date _____

SEI Impact Colonial

Company Name _____

Contact Address: _____

Contact Name: _____

Contact Phone: _____

Contact Fax / Email: _____

Job / PO: _____

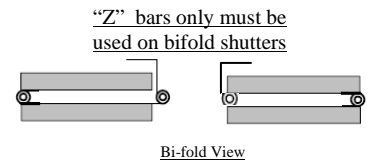
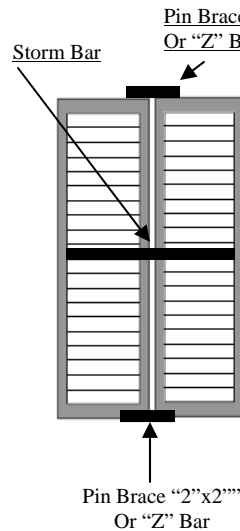
<u>Opening #</u>	<u>Finished Width</u>	<u>Finished Height</u> <small>See Blade Chart</small>	<u>Shutter Panels</u> <small>(Standard or bi-fold.)</small>	<u>Clearance</u>

<u>Powder Coat Color and Gloss Level</u>	<u>RAL Number</u>	<u>Warranty Level</u>
		1 year
		3 Year
		5 Year

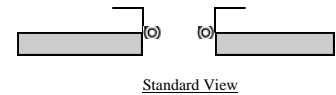
Note: Stock Colors:
 White, Bronze,
 Black, Dark Green.

Note: Some colors have pre-determined gloss levels.

Additional notes:



Note:
 To Find Finished Shutter Dimensions:
 Add Min. 5" To DLO Width
 Add Min. 4" to DLO Height



Shoreline Shutters LC

105 Sebastian Industrial Place #8
 Sebastian, FL 32958

Number of Blades	Shutter Height		Shutter Height		Shutter Height		Shutter Height	
	Impact Bahama Includes Top Hinge		Impact Colonial		Decorative Bahama Includes Top Hinge		Decorative Colonial	
5	12.625		11.125		13.125		11.625	
6	14		12.5		14.625		13.125	
7	15.375		13.875		16.125		14.625	
8	16.875		15.375		17.625		16.125	
9	18.25		16.75		19.125		17.625	
10	19.625		18.125		20.625		19.125	
11	21		19.5		22.125		20.625	
12	22.375		20.875		23.625		22.125	
13	23.75		22.25		25.125		23.625	
14	25.125		23.625		26.625		25.125	
15	26.625		25.125		28.125		26.625	
16	28		26.5		29.625		28.125	
17	29.25		27.75		31.125		29.625	
18	30.75		29.25		32.625		31.125	
19	32.125		30.625		34.125		32.625	
20	33.5		32		35.625		34.125	
21	34.875		33.375		37.125		35.625	
22	36.25		34.75		38.625		37.125	
23	37.625		36.125		40.125		38.625	
24	39		37.5		41.625		40.125	
25	40.5		39		43.125		41.625	
26	41.875		40.375		44.625		43.125	
27	43.25		41.75		46.125		44.625	
28	44.625		43.125		47.625		46.125	
29	46		44.5		49.125		47.625	
30	47.375		45.875		50.625		49.125	
31	48.75		47.25		52.125		50.625	
32	50.125		48.625		53.625		52.125	
33	51.5		50		55.125		53.625	
34	52.875		51.375		56.625		55.125	
35	54.25		52.75		58.125		56.625	
36	55.75		54.25		59.625		58.125	
37	57.125		55.625		61.125		59.625	
38	58.5		57		62.625		61.125	
39	59.875		58.375		64.125		62.625	
40	61.25		59.75		65.625		64.125	
41	62.625		61.125		67.125		65.625	
42	64		62.5		68.625		67.125	
43	65.375		63.875		70.125		68.625	
44	66.75		65.25		71.625		70.125	
45	68.25		66.75		73.125		71.625	
46	69.625		68.125		74.625		73.125	
47	71		69.5		76.125		74.625	
48	72.375		70.875		77.625		76.125	
49	73.75		72.25		79.125		77.625	
50	75.125		73.625		80.625		79.125	
51	76.5		75		82.125		80.625	
52	77.875		76.375		83.625		82.125	
53	79.25		77.75		85.125		83.625	